




## Year 2 Term 2 Curriculum Plan for Parents



The information below outlines the areas we will be working on this term in each of the curriculum subjects.

### Writing:

Our writing in Year 2 will centre around and will be linked to key texts throughout the year. Our key texts for term 2 are *Where the Poppies Now Grow* by Hilary Robinson, *Mud Boy* by Sarah Siggs and *Traction Man* by Mini Grey.



Using these texts, we will be focussing on:



- To be able to write an acrostic poem about Remembrance Day
- To be able to identify statements, questions and exclamations and understand which punctuation mark to end sentence types
- Using adjectives to describe a setting
- Identifying adjectives in a text
- Using the suffixes '-s' and '-es' to make plural words
- Using the conjunctions 'but' and 'because' to extend sentences
- Designing and describing a new story villain
- Writing a sequel to *Traction Man is Here*
- Using capital letters for names of people, places, days of the week and the personal pronoun I
- Using the past or present tense correctly and consistently in writing
- Forming letters correctly and of the correct size in relation to one another. In our handwriting lessons this term we will be concentrating on the 'One-armed Robot Family' of letters n, m, h, k, b, p and r.

In addition, we will begin to use a wider range of punctuation in our writing including exclamation marks, commas and apostrophes. We will also be consolidating Year 1 punctuation work on full stops, capital letters and question marks. We will work on using noun phrases and expanded noun phrases to add more detail to our writing. We will talk about what is good about our writing and how we can improve it and begin to proof read our writing to check for errors in spelling and grammar and to check that the correct punctuation is used at the end of a sentence.

## Maths:

### Completion of block 2 addition and subtraction lessons started last term:

- Subtracting from a 10
- Subtracting a 1-digit number from a 2-digit number crossing 10
- 10 more and 10 less
- Adding and subtracting 10s
- Adding two 2-digit numbers-not crossing ten
- Adding two 2-digit numbers- crossing ten adding ones and adding tens
- Subtracting a 2-digit number from a 2-digit number-not crossing ten
- Subtracting a 2-digit number from a 2-digit number-crossing ten
- Mixed addition and subtraction
- Comparing number sentences
- Missing number problems


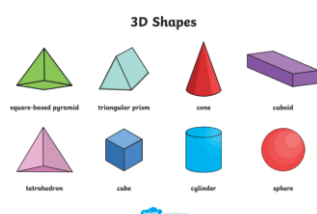
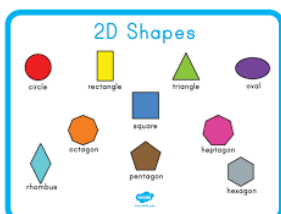
### Block 3 Shape:

- Recognising 2-D and 3-D shapes
- Counting sides on 2-D shapes
- Counting vertices on 2-D shapes
- Drawing 2-D shapes
- Lines of symmetry on shapes
- Using lines of symmetry to complete shapes
- Sorting 2-D shapes
- Counting faces on 3-D shapes
- Counting edges on 3-D shapes
- Counting vertices on 3-D shapes
- Sorting 3-D shapes
- Making patterns with 2-D and 3-D shapes

## Science:

In Science we will be looking at microhabitats with a focus on:

- Identifying a variety of plants and animals and describing some differences.
- Identifying and classifying a variety of minibeasts
- Looking at how scientists answer questions
- Working scientifically to plan an experiment
- Knowing that a habitat is the environment where an animal or plant lives/grows, because it provides what they need to survive.
- Knowing that a microhabitat is a very small habitat (e.g. under stones, logs and leaf litter).
- Knowing that living things depend upon each other (e.g. for food, shelter).
- Understanding the role of a botanist.



## Geography:

Our Geography topic this term is called 'Would you prefer to live in a hot or a cold place?' and we will be looking at:

- Naming and locating the seven continents
- Locating the North and South Poles
- Similarities and differences between their local area (Clowne) and a contrasting non- European country (Kenya).
- Identifying key features of hot and cold places
- The Equator as an imaginary line around the middle of the Earth.
- How, because it is the widest part of the Earth, the Equator is much closer to the sun than the North and South poles.
- How the North Pole is the northernmost point of the Earth and the South Pole is the southernmost point of the Earth.
- How different parts of the world experience different weather conditions and that these are often caused by the location of the place.

## Design and Technology:

Our DT topic this term is called 'Baby Bear's Chair' and we will be looking at stable and unstable structures as well as building a chair for Baby Bear. During this block of lessons, we will be working on how to:

- Identify man-made and natural structures.
- Identify stable and unstable structural shapes.
- Contribute to discussions.
- Identify features that make a chair stable.
- Work independently to make a stable structure, following a demonstration.
- Explain how our ideas would be suitable for Baby Bear.
- Produce a model that supports a teddy, using the appropriate materials and construction techniques.
- Explain how we made our model strong, stiff and stable

## Computing:

In Term 2 we will be looking at Digital Photography and how to:

- Use a digital device to take a photograph
- Recognise what devices can be used to take photographs
- Take photos in both portrait and landscape formats
- Identify what is wrong with a photograph
- Take a good photograph
- Explore the effect light has on a photograph
- Explain why a photo may be unclear
- Recognise that images can be changed
- Use tools to achieve a desired effect
- Identify which photos are real and which have been changed

- Apply a range of photography skills to capture a photo.

## **Our Religious Education focus this term will be looking at:**

**Exploring the question: How and why do we celebrate special and sacred times?**

- How Christians celebrate Christmas as the day that Jesus was born.
- The main events in the Christmas Story and be able to say these in the correct order.
- How Christians celebrate Harvest to give thanks for crops that have been gathered, to which gifts are brought for the poor.
- How Christians celebrate Pentecost as when the Holy Spirit came down to earth to bring strength to the disciples and other followers of Jesus.
- How Jewish people celebrate Shabbat and why.
- How Jewish people celebrate Hanukkah and why.

## **In PE our focus will be on:**

Social skills in PE including showing patience and the ability to support others, helping to praise and encourage others in their learning and working sensibly with others taking turns and sharing.

PE skills we will be focussing on include fundamental movement skills of:

### **Dynamic balance to agility: Jumping and landing**

- To be able to keep feet shoulder width apart
- To be able to bend knees on take-off and on landing
- To be able keep your head up
- To be able to swing your arms to help gain height and use them to balance on landing
- To be able to land softly so there is no noise

### **Static balance: seated**

- To be able to keep tummy tight and back straight
- To be able to keep your weight going through your bottom
- To be able to keep your head up and breathing throughout

## **In PSHE we will be focussing on Being Safe by:**

- Identifying household substances that are harmful if not used properly
- Exploring rules for and ways to keep safe in a variety of different situations
- Recognising that we share a responsibility to keep ourselves safe and other people
- To know who to go to if they are worried
- Identifying who works in the community and how to ask for help
- As part of anti-bullying week in week 2 we will be looking at how to 'shout out and make a noise' if they witness bullying and who they can speak to if they are being bullied.

## In Music we will be:

In Music this term we will be focusing on the Motown and Big Band Genre of music as well as Christmas songs and freedom songs. Using the Charanga scheme of music we will look at the **Ho Ho Ho** song as well as listening to and appraising the following songs:

Bring Him Back Home (Nelson Mandela) by Hugh Masekela (Freedom Song)

Suspicious Minds by Elvis Presley (Pop)

Sir Duke by Stevie Wonder (Funk)

Fly Me to The Moon by Frank Sinatra (Big Band/Jazz)

Children will also be learning lyrics and melodies for a range of Christmas songs for the Year 2 Christmas Performance to which parents will be invited on Wednesday 11<sup>th</sup> December and Thursday 12<sup>th</sup> December.

Children will bring home a homework book each Friday which will contain either an English, Maths or Topic piece of written work. Children will need to return the completed homework the following Wednesday.

Most importantly we will have loads of fun whilst learning lots of new things. There may even be a visit or two from the naughty Clowne Infant and Nursery School elves and their boss Santa during December!

The sticky knowledge organisers for the term are available on the school website. These can be downloaded and printed off to add to the Sticky Knowledge pages we sent home at the start of the year. It would be very helpful for your child if this growing book could be available to them throughout the year to look at at home. This will enable them to recap and consolidate their learning at school during the year and to ensure they do not forget prior learning from previous terms.

If you have any questions or queries about the curriculum or anything relating to school, please come and have a chat with your class teacher and we will do our best to help.

We will continue to keep you updated during the term on all the classroom activities through ClassDojo.

Kind regards

Mrs Galley, Mrs Godfrey, Mrs Witten, Miss Slack

The following email addresses can be used to contact the Year 2 team:

[cgalley@clowne-inf.derbyshire.sch.uk](mailto:cgalley@clowne-inf.derbyshire.sch.uk)

[ewitten@clowne-inf.derbyshire.sch.uk](mailto:ewitten@clowne-inf.derbyshire.sch.uk)

[egodfrey@clowne-inf.derbyshire.sch.uk](mailto:egodfrey@clowne-inf.derbyshire.sch.uk)

[hslack@clowne-inf.derbyshire.sch.uk](mailto:hslack@clowne-inf.derbyshire.sch.uk)